

Product name: **China A Share Sustainable Equity Fund**

Legal entity identifier **5493008HYR8SEZ4NF058**

### Environmental and/or social characteristics

Does this financial product have a sustainable investment objective?

Yes

No

It made sustainable investments with an environmental objective: %

It promoted Environmental/Social (E/S) characteristics and while it did not have as its objective a sustainable investment, it had a proportion of 50.25% of sustainable investments

in economic activities that qualify as environmentally sustainable under the EU Taxonomy

with an environmental objective in economic activities that qualify as environmentally sustainable under the EU Taxonomy

in economic activities that do not qualify as environmentally sustainable under the EU Taxonomy

with an environmental objective in economic activities that do not qualify as environmentally sustainable under the EU Taxonomy

It made sustainable investments with a social objective: %

with a social objective

It promoted E/S characteristics, but did not make any sustainable investments

Sustainable investment means an investment in an economic activity that contributes to an environmental or social objective, provided that the investment does not significantly harm any environmental or social objective and that the investee companies follow good governance practices.

The EU Taxonomy is a classification system laid down in Regulation (EU) 2020/852, establishing a list of environmentally sustainable economic activities. That Regulation does not include a list of socially sustainable economic activities. Sustainable investments with an environmental objective might be aligned with the Taxonomy or not.



To what extent were the environmental and/or social characteristics promoted by this financial product met?

To promote the environmental and social characteristics, the Fund applied ESG assessment criteria, ESG screening criteria and promoted good governance including social factors.

We used our proprietary research framework to identify companies which we believe to be sustainable leaders or improvers. Sustainable leaders are viewed as companies with the best in class ESG credentials or products and services which address global environmental and societal challenges, whilst improvers are typically companies with average governance, ESG management practices and disclosure with potential for improvement.

Within our equity investment process, for all companies under coverage we analysed the foundations of each business to ensure proper context for our investments. This included the durability of its business model, the attractiveness of its industry, the strength of its financials and the sustainability of its economic moat. We also considered the quality of its management team and analyse the environmental, social and governance (ESG) opportunities and risks

impacting the business and appraise how well these are managed. We assigned a proprietary score to articulate the quality attributes of each company, one of which is the ESG Quality rating. This enabled the portfolio managers to exclude companies with material ESG risks and positively skew the portfolio towards ESG opportunities and to build well-diversified, risk adjusted portfolios.

Additionally, our proprietary ESG House Score, developed by our central ESG investment team in collaboration with the Quantitative investment team, was used to identify companies with potentially high or poorly managed ESG risks. The score is calculated by combining a variety of data inputs within a proprietary framework in which different ESG factors are weighted according to how material they are for each sector. This allowed us to see how companies ranked in a global context.

The abrdn ESG House Score was designed so that it can be broken down into specific themes and categories. The ESG score comprises of two scores; the Operational score and Governance score. This allows a quick view of a company's relative positioning on its management of ESG issues at a granular level.

- The Governance score assesses the corporate governance structure and the quality and behaviour of corporate leadership and executive management.
- The Operational score assesses the ability of the company's leadership team to implement effective environmental and social risk reduction and mitigation strategies in its operations.

To complement this, we also utilised our active stewardship and engagement activities.

This Fund has a financial benchmark that was used for portfolio construction but does not incorporate any sustainable criteria and is not selected for the purpose of attaining these characteristics. This financial benchmark is used as a comparator for Fund performance and as a comparison for the Fund's binding commitments

Sustainability indicators measure how the environmental or social characteristics promoted by the financial product are attained.

### ● *How did the sustainability indicators perform?*

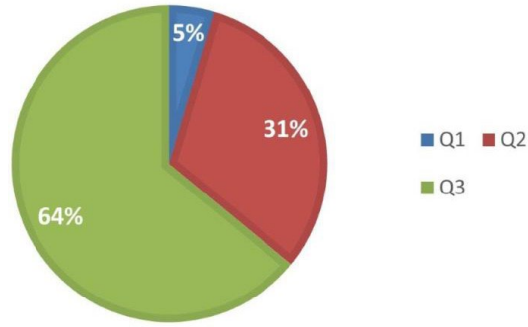
#### ESG Assessment Criteria

Our equity analysts assign a proprietary score (1 to 5) to articulate how well a business is managing material ESG factors and the likely impact on performance. This score summarises insights across three key areas:

- 1.) Our view on the quality of the corporate governance and oversight of the business and management
- 2.) Identification of the most material environmental, social, and operational governance issues the company must manage
- 3.) An assessment of the management of the most material ESG risks and opportunities and impact the business' operational performance and valuation

1 indicates best in class performance with excellent governance, strong operational ESG integration and maximisation of revenue opportunities linked to sustainability themes. Overall an ESG Q1 indicates that ESG enhances a company's competitive advantage and strengthens an investment case. ESG Q5 indicates poor governance and no oversight, little appetite to identify and manage ESG risks and no awareness of revenue opportunities linked to sustainability themes which mean there is significant investment risk.

**ESG Q SCORES 30.09.2023**



**ESG screening criteria**

We confirm that during the reporting period, binary exclusions are applied to exclude the particular areas of investment related to UN Global Compact, Controversial Weapons, Tobacco Manufacturing and Thermal Coal. These screening criteria apply in a binding manner and there are no holdings in the fund that fail the agreed criteria.

Our proprietary ESG House Score, developed by our central sustainability team in collaboration with the Quantitative investment team, is used to identify companies with potentially high or poorly managed ESG risks. The score is calculated by combining a variety of data inputs within a proprietary framework in which different ESG factors are weighted according to how material they are for each sector.

We confirm that during the reporting period the Fund excluded companies with the highest ESG risks, as identified by the ESG House Score. This is implemented by excluding the bottom 20% of issuers with an ESG House Score that are in the benchmark.

**Carbon intensity**

We confirm that during the reporting period the portfolio performed better than the benchmark, in line with our overall commitment

**Weighted Average Carbon Intensity (WACI)** in tonnes of CO2e / million USD revenue

	Scope 1 & 2	Scope 1	Scope 2	Scope 3 Upstream	Scope 3 Downstream
Portfolio	130.13	65.57	64.56	166.67	439.54
Benchmark	359.25	291.26	67.99	181.75	911.71
<b>Relative carbon intensity %</b>	36.22	22.51	94.96	91.70	48.21

**ESG Fund Rating**

We confirm that during the reporting period the Fund achieved a better ESG rating based on MSCI data when compared with the benchmark:

- Fund rating BBB
- Benchmark rating BB

**Promotes good governance including social factors**

We confirm that during the reporting period the Fund focused engagement and analysis on governance and that using the abrdn ESG House Score, we avoided those companies with the worst governance practices.

● *..and compared to previous periods?*

N/A

● *What were the objectives of the sustainable investments that the financial product partially made and how did the sustainable investment contribute to such objectives?*

[1] The Fund's sustainable investments will contribute to either environmental or social objectives, or both. Where the objective relates to the environment, the investment will contribute to at least one of the following objectives: climate change mitigation, climate change adaptation, the sustainable use and protection of water and marine resources, the transition to a circular economy, pollution prevention and control, and the protection and restoration of biodiversity and ecosystems. Where the objective relates to social matters, the investment will contribute to social objectives in line with one of the Sustainable Development Goals. [The objectives of the sustainable investments may vary from time to time depending on the specific activity or investment. No specific environmental or social objective is being targeted, from those listed above.]

[2] Sustainable Investing Methodology

The objective of the sustainable investment is to make a contribution to solving an environmental or social challenge, in addition to not causing significant harm, and being well governed. Each sustainable investment may make a contribution to Environmental or Social issues. In fact, many companies will make a positive contribution to both. abrdn use the six environmental objectives of the Taxonomy to inform Environmental contributions, including (1) climate change mitigation, (2) climate change adaptation, (3) sustainable use and protection of water and marine resources, (4) transition to a circular economy, (5) pollution prevention and control, and (6) protection and restoration of biodiversity and ecosystems. In addition, abrdn use the 17 Sustainable Development Goals and their sub-goals to supplement the EU Taxonomy topics and provide a framework for considering Social objectives

An economic activity must have a positive economic contribution to qualify as a Sustainable investment, this includes consideration of Environmental or Socially aligned revenues, Capex, Opex or sustainable operations. abrdn seek to establish or estimate the share of the investee company's economic activities/contribution towards a sustainable objective and it is this element that is weighted and counted towards the Sub-fund's total aggregated proportion of Sustainable Investments.

The Fund follows abrdn's Sustainable Leaders equity framework and only invests in companies that we deem are Sustainable Leaders. We define Sustainable Leaders based on the company's management of sustainability risks and opportunities, incorporating internal data sources (abrdn ESG House Score), external sources (e.g. MSCI reports), thematic expertise from our Sustainability Group and regional expertise from our on-desk ESG analysts to.

These three categories are:

- Operational Leaders: Companies demonstrating ESG leadership across their operations, with excellent governance, strong management of material environmental and social issues, with identifiable contributions to Environmental or Social issues either from aligned revenue, capex, opex, or sustainable operations
- Improving Leaders: Companies where we can identify ongoing and future improvement in the management of material ESG risks and opportunities, with identifiable contributions to Environmental or Social issues either from aligned revenue, capex, opex, or sustainable operations
- Solutions Providers: Companies selling goods and services to solve society's greatest challenges, with identifiable contributions to Environmental or Social issues either from aligned revenue, capex, opex or sustainable operations

We use our proprietary research framework to identify Sustainable leaders, leveraging the ESG analysis which is integrated into the research done for all our equities holdings. Our analysts conclude their ESG analysis with a proprietary overall ESG Quality Rating (1 indicates best in class and 5 indicates laggards). In order to qualify for inclusion in the fund, companies must be rated 1 or 2, or be rated 3 where we have identified potential for improvement in the future.

Fund breakdown at the year end date:

- Solutions: 27%
- Leaders: 29%
- Improvers: 44%

Principal adverse impacts are the most significant negative impacts of investment decisions on sustainability factors relating to environmental, social and employee matters, respect for human rights, anti-corruption and anti-bribery matters.

● ***How did the sustainable investments that the financial product partially made not cause significant harm to any environmental or social sustainable investment objective?***

As required by the SFDR Delegated Regulation, the investment does not cause Significant Harm (“Do No Significant Harm” / “DNSH”) to any of the sustainable investment objectives. abrdn have created a 3-step process to ensure consideration of DNSH:

i. Sector Exclusions

abrdn have identified a number of sectors which automatically do not qualify for inclusion as a Sustainable Investment as they are considered to be causing significant harm. These include but are not limited to: (1) Defence, (2) Coal, (3) Oil & Gas Exploration, Production and associated activities, (4) tobacco, (5) gambling and (6) alcohol.

ii. DNSH Binary Test

The DNSH test, is a binary pass/fail test which signals if the company passes or fails criteria for the SFDR Article 2 (17) “do no significant harm”. Pass indicates under abrdn’s methodology the company has no ties to controversial weapons, less than 1% of revenue from thermal coal, less than 5% of revenue from tobacco related activities, is not a tobacco producer, and has no red/severe ESG Controversies. If the company fails this test, it cannot be considered a Sustainable Investment. Abrdn’s approach is aligned with the SFDR PAIs included within tables 1, 2 & 3 of the SFDR Delegated Regulation and is based on external data sources and abrdn internal insights.

iii. DNSH Materiality Flag

Using a number of additional screens and flags, abrdn consider the additional SFDR PAI’s indicators as defined by the SFDR Delegated Regulation to identify areas for improvement or potential future concern. These indicators are not considered to cause significant harm and therefore a company with active DNSH materiality flags may still be considered to be a Sustainable Investment. abrdn aim to enhance the engagement activities to focus on these areas and seek to deliver better outcomes by resolving the issue.

\_\_\_ ***How were the indicators for adverse impacts on sustainability factors taken into account?***

Principal adverse impacts consideration

The Fund considers the following PAIs in its investment process, this means that there is pre- and post-trade monitoring is in place and that every investment for the Fund is assessed on these factors to determine its appropriateness for the Fund.

- PAI 1: GHG emissions (scope 1 and 2)
- PAI 10: Violations of the UN Global Compact principles and Organisation for Economic Cooperation and Development (OECD) Guidelines for Multinational Enterprises
- PAI 14: Exposure to controversial weapons (anti-personnel mines, cluster munitions, chemical

weapons and biological weapons)

#### Adverse impacts monitoring

Pre investment, abrdn applies a number of norms and activity-based screens related to the above PAIs, including but not limited to:

- UNGC: The Fund uses norms-based screens and controversy filters to exclude companies that may be in breach of international norms described in the OECD guidelines for multinational enterprises and the UN guiding principles on business and human rights, as well as state owned entities in countries which violate norms.
- Controversial Weapons: The Fund excludes companies with business activities related to controversial weapons (cluster munitions, anti-personnel landmines, nuclear weapons, chemical and biological weapons, white phosphorus, non-detectable fragments, incendiary devices, depleted uranium ammunition or blinding lasers).
- Thermal Coal Extraction: The Fund excludes companies with exposure to the fossil fuels sector based on percentage of revenue from thermal coal extraction.

abrdn apply a fund specific set of company exclusions, more detail on these and the overall process is captured within the Investment Approach, which is published at [www.abrdn.com](http://www.abrdn.com) under "Fund Centre".

Post-investment the above PAI indicators are monitored in the following way:

- Company carbon intensity and GHG emissions is monitored via our Climate tools and risk analysis
- On an on-going basis the investment universe is scanned for companies that may be in breach of international norms described in the OECD guidelines for multinational enterprises and the UN guiding principles on business and human rights.

Post-investment we also undertake the following activities in relation to additional PAI' s:

- Dependent on data availability, quality and relevance to the investments the consideration of additional PAI indicators will be on a case-by- case basis.
- abrdn monitors PAI indicators via our ESG integration investment process using a combination of our proprietary house score and 3rd party data feeds.
- Governance indicators are monitored via our proprietary governance scores and risk framework, including consideration of sound management structures, and remuneration.

#### Adverse impacts mitigation

- PAI indicators that fail a defined pre-investment screen are excluded from the investment universe and can not be held by the fund.
- PAI indicators that are monitored post investment which fail a specific binary test or are considered above typical are flagged for review and may be selected for company engagement. These adverse indicators may be used as a tool for engagement, for example where there is no policy in place and this would be beneficial abrdn may engage with the issuer or company to develop one, or where carbon emissions are considered to be high, abrdn may engage to seek the creation of a long-term target and reduction plan.

## Were sustainable investments aligned with the OECD Guidelines for Multinational Enterprises and the UN Guiding Principles on Business and Human Rights? Details:

Yes, all sustainable investments are aligned with OECD Guidelines for Multinational Enterprises and the UN Guiding Principles on Business and Human rights. Breaches and violations of these international norms are flagged by an event-driven controversy and are captured in the investment process, and in turn excluded from consideration as a sustainable investment.

*The EU Taxonomy sets out a “do not significant harm” principle by which Taxonomy-aligned investments should not significantly harm EU Taxonomy objectives and is accompanied by specific Union criteria.*

The “do no significant harm” principle applies only to those investments underlying the financial product that take into account the EU criteria for environmentally sustainable economic activities. The investments underlying the remaining portion of this financial product do not take into account the EU criteria for environmentally sustainable economic activities.

*Any other sustainable investments must also not significantly harm any environmental or social objectives.*



## How did this financial product consider principal adverse impacts on sustainability factors?

(1) GHG Emissions Scope 1 & 2 and carbon footprint: This is undertaken via monitoring of the carbon benchmark and we confirm that during the reporting period that the portfolio performed better than the benchmark and in line with our overall commitment.

(2) Exclusions: We confirm that screening in line with our approach documents has been undertaken during the reporting period



## What were the top investments of this financial product?

The list includes the investments constituting the greatest proportion of investments of the financial product during the reference period which is:

-- 30/09/2023

Largest Investments	Sector	% Assets	Country
KWEICHOW MOUTAI CO LTD-A	Consumer Staples	8.28	China
CHINA TOURISM GROUP DUTY F-A	Consumer Discretionary	3.69	China
CENTRE TESTING INTL GROUP-A	Industrials	3.69	China
CHINA MERCHANTS BANK-A	Financials	3.67	China
GLODON CO LTD-A	Information Technology	3.66	China
AIER EYE HOSPITAL GROUP CO-A	Health Care	3.42	China
MIDEA GROUP CO LTD-A	Consumer Discretionary	3.39	China
BANK OF NINGBO CO LTD -A	Financials	2.96	China
Contemporary Amperex Technology (A)	Industrials	2.95	China
HANGZHOU TIGERMED CONSULTI-A	Health Care	2.79	China
FUYAO GLASS INDUSTRY GROUP-A	Consumer Discretionary	2.66	China
SHANGHAI M&G STATIONERY IN-A	Industrials	2.51	China
SHENZHEN MINDRAY A	Health Care	2.43	China
PING AN INSURANCE GROUP CO-A	Financials	2.33	China
FOSHAN HAITIAN FLAVOURING -A	Consumer Staples	2.32	China

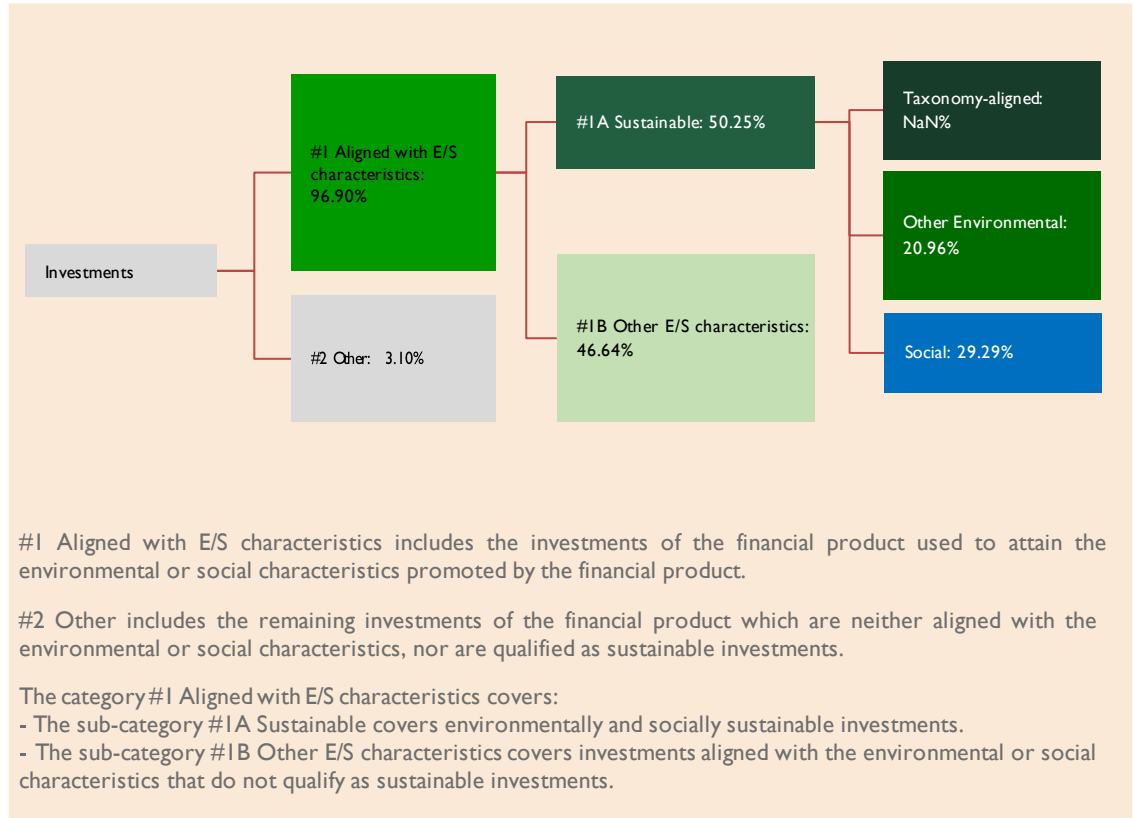


## What was the proportion of sustainability-related investments?

Asset allocation describes the share of investments in specific assets.

### ● What was the asset allocation?

The fund committed to hold a minimum of 90% of the Fund's assets aligned with E/S characteristics. Environmental and social safeguards are met by applying certain PAI's, where relevant, to these underlying assets. Within these assets, the Fund commits to a minimum of 20% in Sustainable Investments. The Fund invests a maximum of 10% of assets in the "Other" category, which include cash, money market instruments and derivatives.



### ● In which economic sectors were the investments made?

Sector	Sub-sector	% Assets
Consumer Staples	Food Beverage & Tobacco	15.13
Industrials	Capital Goods	13.56
Financials	Banks	10.11
Information Technology	Software & Services	8.16
Health Care	Health Care Equipment & Services	6.97
Industrials	Commercial & Professional Services	5.81
Consumer Discretionary	Automobiles & Components	5.53
Information Technology	Technology Hardware & Equipment	4.47
Consumer Staples	Household & Personal Products	4.06
Materials	Materials	3.78
Financials	Insurance	3.76
Health Care	Pharmaceuticals Biotechnology & Life Sciences	3.66
Consumer Discretionary	Consumer Discretionary Distribution & Retail	3.61
Consumer Discretionary	Consumer Durables & Apparel	3.32
Financials	Financial Services	2.66
Information Technology	Semiconductors & Semiconductor Equipment	2.31
Industrials	Transportation	1.89



Enabling activities directly enable other activities to make a substantial contribution to an environmental objective. Transitional activities are economic activities for which low-carbon alternatives are not yet available and that have greenhouse gas emission levels corresponding to the best performance.



### To what extent were the sustainable investments with an environmental objective aligned with the EU Taxonomy?

The fund holds 0% sustainable investments with an environmental objective aligned with the EU Taxonomy. This assessment has not been subject to an external review.

These sustainable investments will not be EU Taxonomy aligned as the environmental objective does not have associated technical standards for comparison and relevant data is not available to confirm alignment.

Yes

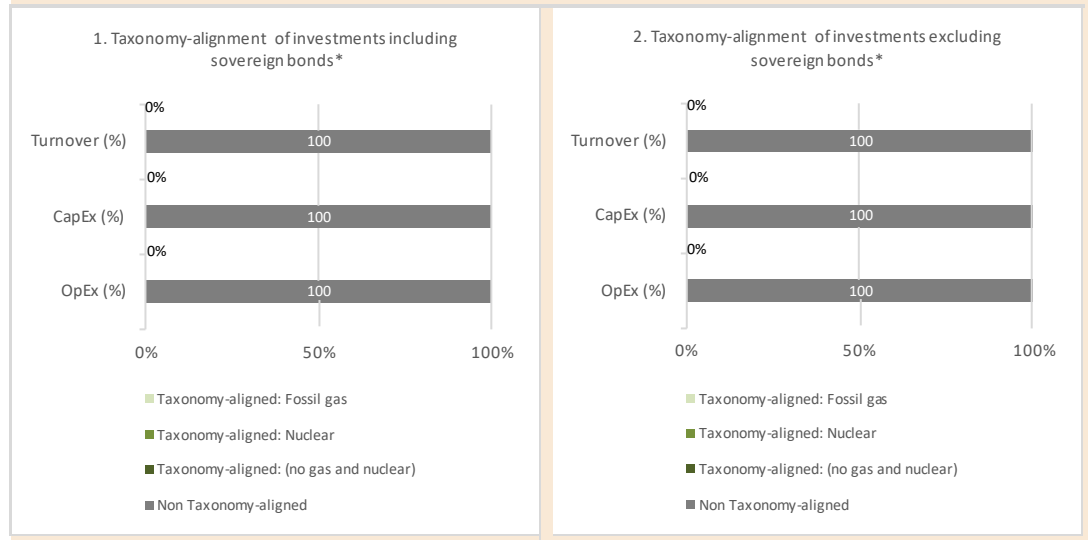
In fossil gas

In nuclear energy

No

Taxonomy-aligned activities are expressed as a share of:  
 - turnover reflecting the share of revenue from green activities of investee companies.  
 - capital expenditure (Capex) showing the green investments made by investee companies, e.g. for a transition to a green economy.  
 - operational expenditure (Opex) reflecting green operational activities of investee companies.

The graphs below show in green the percentage of investments that were aligned with the EU Taxonomy. As there is no appropriate methodology to determine the taxonomy-alignment of sovereign bonds\*, the first graph shows the Taxonomy alignment in relation to all the investments of the financial product including sovereign bonds, while the second graph shows the Taxonomy alignment only in relation to the investments of the financial product other than sovereign bonds.



This graph represents % of the total investment.

\*For the purpose of these graphs, 'sovereign bonds' consist of all sovereign exposures

● **What was the share of investments made in transitional and enabling activities?**

The fund holds 0% investments made in transitional and enabling activities.

● **How did the percentage of investments that were aligned with the EU Taxonomy compare with previous reference periods?**



are sustainable investments with an environmental objective that do not take into account the criteria for environmentally sustainable economic activities under Regulation (EU) 22/852.



### What was the share of sustainable investments with an environmental objective not aligned with the EU Taxonomy?

The share of sustainable investments with an environmental objective not aligned with the EU Taxonomy was 20.95% of assets as at the year end date and is representative of the Reference Period



### What was the share of socially sustainable investments?

The share of sustainable investments with a social objective is 29.29%



### What investments were included under “ other” , what was their purpose and were there any minimum environmental or social safeguards?

The Fund invested 3.1% of assets in the “ Other” category. The investments included under "other" are cash, money market instruments, derivatives and may also include sovereign bonds. The purpose of these assets are to meet liquidity, target return or manage risk and may not contribute to the environmental or social aspects of the Fund. There are certain environmental and social safeguards that are met by applying PAI' s. Where relevant, these are applied to the underlying securities



### What actions have been taken to meet the environmental and/or social characteristics during the reference period?

The Fund has applied ESG assessment criteria, ESG screening criteria and promoted good governance including social factors. The fund has also engaged with issuers on topics which may include Climate change, Environment, Labour, Human rights, Corporate Governance and Behaviour.



### How did this financial product perform compared to the reference benchmark?

Not applicable

Reference benchmarks are indexes to measure whether the financial product attains the environmental or social characteristics that they promote.

#### ● How does the reference benchmark differ from a broad market index?

Not applicable

#### ● How did this financial product perform with regard to the sustainability indicators to determine the alignment of the reference benchmark with the environmental or social characteristics promoted?

Not applicable

#### ● How did this financial product perform compared with the reference benchmark?

Not applicable

#### ● How did this financial product perform compared with the broad market index?

Not applicable