

Template periodic disclosure for the financial products referred to in Article 8, paragraphs 1, 2 and 2a, of Regulation (EU) 2019/2088 and Article 6, first paragraph, of Regulation (EU) 2020/852

Product name: AMUNDI FUNDS
PIONEER US EQUITY FUNDAMENTAL
GROWTH

Legal entity identifier:
54930019NOJ42Y83JC39

Sustainable investment means an investment in an economic activity that contributes to an environmental or social objective, provided that the investment does not significantly harm any environmental or social objective and that the investee companies follow good governance practices.

The **EU Taxonomy** is a classification system laid down in Regulation (EU) 2020/852, establishing a list of **environmentally sustainable economic activities**. That Regulation does not lay down a list of socially sustainable economic activities. Sustainable investments with an environmental objective might be aligned with the Taxonomy or not.

Environmental and/or social characteristics

Did this financial product have a sustainable investment objective?

Yes

No

It made **sustainable investments with an environmental objective:** _____

in economic activities that qualify as environmentally sustainable under the EU Taxonomy

in economic activities that do not qualify as environmentally sustainable under the EU Taxonomy

It made a **sustainable investments with a social objective:** _____

It **promoted Environmental/Social (E/S) characteristics** and while it did not have as its objective a sustainable investment, it had a proportion of 27.28% of sustainable investments

with an environmental objective in economic activities that qualify as environmentally sustainable under the EU Taxonomy

with an environmental objective in economic activities that do not qualify as environmentally sustainable under the EU Taxonomy

with a social objective

It promoted E/S characteristics, but **did not make any sustainable investments**



To what extent were the environmental and/or social characteristics promoted by this financial product met?

During the financial year, the product continuously promoted environmental and/or social characteristics by aiming to have a higher ESG score than the ESG score of its investment universe **RUSSELL 1000 GROWTH**. In determining the ESG score of the Product and the ESG investment universe, ESG /performance was continuously assessed by comparing the average performance of a security against the security issuer's industry, in respect of each of the three environmental, social and governance characteristics.

The investment universe is a broad market universe that does not evaluate or include components based on environmental and/or social characteristics and is therefore not intended to be consistent with the characteristics promoted by the fund. No ESG benchmark has been designated.

Sustainability indicators measure how the environmental or social characteristics promoted by the financial product are attained.

● ***How did the sustainability indicators perform?***

Amundi has developed its own in-house ESG rating process based on the “Best-in-class” approach. Ratings adapted to each sector of activity aim to assess the dynamics in which companies operate.

The sustainability indicator used is the ESG score of the Product that is measured against the ESG score of the ESG investment universe of the Product.

At the end of the period:

- The weighted average ESG rating of the portfolio is **-0.24 (D)**.
- The weighted average ESG rating of the ESG investment universe is **-0.36 (D)**.

The Amundi ESG rating used to determine the ESG score is an ESG quantitative score translated into seven grades, ranging from A (the best scores universe) to G (the worst). In the Amundi ESG Rating scale, the securities belonging to the exclusion list correspond to a G. For corporate issuers, ESG performance is assessed globally and at relevant criteria level by comparison with the average performance of its industry, through the combination of the three ESG dimensions:

- Environmental dimension: this examines issuers’ ability to control their direct and indirect environmental impact, by limiting their energy consumption, reducing their greenhouse emissions, fighting resource depletion and protecting biodiversity.
- Social dimension: this measures how an issuer operates on two distinct concepts: the issuer’s strategy to develop its human capital and the respect of the human rights in general;
- Governance dimension: This assesses capability of the issuer to ensure the basis for an effective corporate governance framework and generate value over the long-term.

The methodology applied by Amundi ESG rating uses 38 criteria that are either generic (common to all companies regardless of their activity) or sector specific which are weighted according to sector and considered in terms of their impact on reputation, operational efficiency and regulations in respect of an issuer. Amundi ESG ratings are likely to be expressed globally on the three E, S and G dimensions or individually on any environmental or social factor.

● ***... and compared to previous periods?***

The above sustainability indicators were not compared to previous periods as the regulation was not yet in force

● ***What were the objectives of the sustainable investments that the financial product partially intends to make and how did the sustainable investment contribute to such objectives?***

The objectives of the sustainable investments are to invest in investee companies that seek to meet two criteria:

1. follow best environmental and social practices; and
2. avoid making products or providing services that harm the environment and society.

In order for the investee company to be deemed to contribute to the above objective it must be a "best performer" within its sector of activity on at least one of its material environmental or social factors.

The definition of "best performer" relies on Amundi's proprietary ESG methodology which aims to measure the ESG performance of an investee company. In order to be considered a "best performer", an investee company must perform with the best top three rating (A, B or C, out of a rating scale going from A to G) within its sector on at least one material environmental or social factor. Material environmental and social factors are identified at a sector level. The identification

of material factors is based on Amundi ESG analysis framework which combines extra-financial data and qualitative analysis of associated sector and sustainability themes. Factors identified as material result in a contribution of more than 10% to the overall ESG score. For energy sector for example, material factors are: emissions and energy, biodiversity and pollution, health and security, local communities and human rights. For a more complete overview of sectors and factors, please refer to the Amundi ESG Regulatory Statement available at www.amundi.lu

To contribute to the above objectives, the investee company should not have significant exposure to activities (e.g.tobacco, weapons, gambling, coal, aviation, meat production, fertilizer and pesticide manufacturing, single-use plastic production) not compatible with such criteria.

The sustainable nature of an investment is assessed at investee company level.

Principal adverse impacts are the most significant negative impacts of investment decisions on sustainability factors relating to environmental, social and employee matters, respect for human rights, anti-corruption and anti-bribery matters.

● ***How did the sustainable investments that the financial product partially made not cause significant harm to any environmental or social sustainable investment objective?***

To ensure sustainable investments do no significant harm ('DNSH'), Amundi utilises two filters:

The first DNSH filter relies on monitoring the mandatory Principal Adverse Impacts indicators in Annex 1, Table 1 of the RTS where robust data is available (e.g.GHG intensity of investee companies) via a combination of indicators (e.g.carbon intensity) and specific thresholds or rules (e.g. that the investee company's carbon intensity does not belong to the last decile of the sector).

Amundi already considers specific Principle Adverse Impacts within its exclusion policy as part of Amundi's Responsible Investment Policy. These exclusions, which apply on the top of the tests detailed above, cover the following topics: exclusions on controversial weapons, violations of UN Global Compact principles, coal and tobacco.

Beyond the specific sustainability factors covered in the first filter, Amundi has defined a second filter, which does not take the mandatory Principal Adverse Impact indicators above into account, in order to verify that the company does not badly perform from an overall environmental or social standpoint compared to other companies within its sector which corresponds to an environmental or social score superior or equal to E using Amundi's ESG rating.

– ***How were the indicators for adverse impacts on sustainability factors taken into account?***

The indicators for adverse impacts have been taken into account as detailed in the first do not significant harm (DNSH) filter above.

The first DNSH filter relies on monitoring of mandatory Principal Adverse Impacts indicators in Annex 1, Table 1 of the Delegated Regulation (EU) 2022/1288 where robust data is available via the combination of following indicators and specific thresholds or rules:

- Have a CO2 intensity which does not belong to the last decile compared to other companies within its sector (only applies to high intensity sectors), and
- Have a Board of Directors' diversity which does not belong to the last decile compared to other companies within its sector, and
- Be cleared of any controversy in relation to work conditions and human rights.
- Be cleared of any controversy in relation to biodiversity and pollution

Amundi already considers specific Principle Adverse Impacts within its exclusion policy as part of Amundi's Responsible Investment Policy. These exclusions, which apply on the top of the tests detailed above, cover the following topics: exclusions on controversial weapons, Violations of UN Global Compact principles, coal and tobacco.

– ***Were sustainable investments aligned with the OECD Guidelines for Multinational Enterprises and the UN Guiding Principles on Business and Human Rights? Details:***

Yes, the OECD Guidelines for Multinational Enterprises and the UN Guiding Principles on Business and Human Rights are integrated into our ESG scoring methodology. Our proprietary ESG rating tool assesses issuers using available data from our data providers. For example the model has a dedicated criteria called “Community Involvement & Human Rights” which is applied to all sectors in addition to other human rights linked criteria including socially responsible supply chains, working conditions, and labour relations. Furthermore, we conduct controversy monitoring on a, at minimum, quarterly basis which includes companies identified for human rights violations. When controversies arise, analysts evaluate the situation and apply a score to the controversy (using our proprietary scoring methodology) and determine the best course of action. Controversy scores are updated quarterly to track the trend and remediation efforts.

The EU Taxonomy sets out a “do not significant harm” principle by which Taxonomy-aligned investments should not significantly harm EU Taxonomy objectives and is accompanied by specific EU criteria.

The “do no significant harm” principle applies only to those investments underlying the financial product that take into account the EU criteria for environmentally sustainable economic activities. The investments underlying the remaining portion of this financial product do not take into account the EU criteria for environmentally sustainable economic activities.

Any other sustainable investments must also not significantly harm any environmental or social objectives.



How did this financial product consider principal adverse impacts on sustainability factors?

The product considers all the mandatory Principal Adverse Impacts as per Annex 1, Table 1 of the Delegated Regulation (EU) 2022/1288 applying to the product’s strategy and relies on a combination of exclusion policies (normative and sectorial), engagement and voting approaches:

- Exclusion : Amundi has defined normative, activity-based and sector-based exclusion rules covering some of the key adverse sustainability indicators listed by the Disclosure Regulation.
- ESG factors integration : Amundi has adopted minimum ESG integration standards applied by default to its actively managed open-ended funds (exclusion of G rated issuers and better weighted average ESG score higher than the applicable benchmark). The 38 criteria used in Amundi ESG rating approach were also designed to consider key impacts on sustainability factors, as well as quality of the mitigation undertaken are also considered in that respect.
- Engagement : Engagement is a continuous and purpose driven process aimed at influencing the activities or behaviour of investee companies. The aim of engagement activities can fall into two categories: to engage an issuer to improve the way it integrates the environmental and social dimension, to engage an issuer to improve its impact on environmental, social, and human rights-related or other sustainability matters that are material to society and the global economy.
- Vote : Amundi’s voting policy responds to a holistic analysis of all the long-term issues that may influence value creation, including material ESG issues. For more information, please refer to Amundi’s Voting Policy .
- Controversies monitoring : Amundi has developed a controversy tracking system that relies on three external data providers to systematically track controversies and their level of severity. This quantitative approach is then enriched with an in-depth assessment of

each severe controversy, led by ESG analysts and the periodic review of its evolution. This approach applies to all of Amundi's funds.

For any further detail on how mandatory Principal Adverse Impact indicators are taken into account, please refer to the Amundi Sustainable Finance Disclosure Statement available at www.amundi.com.



What were the top investments of this financial product?


The list includes the investments constituting the greatest proportion of investments of the financial product during the reference period which is: From 01/07/2022 to 30/06/2023


Largest Investments	Sector	% Assets	Country
MICROSOFT CORP	Information Technology	7.49%	USA
ALPHABET INC CL C	Communication Services	7.30%	USA
AMAZON.COM INC	Consumer Discretionary	5.78%	USA
MASTERCARD INC-CL A	Financials	4.69%	USA
APPLE INC	Information Technology	4.67%	USA
ELI LILLY & CO	Health Care	4.46%	USA
PEPSICO INC	Consumer Staples	4.08%	USA
ADOBE INC	Information Technology	3.07%	USA
THERMO FISHER SCIENT	Health Care	2.98%	USA
VISA INC -A	Financials	2.82%	USA
AMPHENOL CORP CL-A	Information Technology	2.75%	USA
QUALCOMM INC	Information Technology	2.72%	USA
PROGRESSIVE CORP	Financials	2.60%	USA
O REILLY AUTOMOTIVE	Consumer Discretionary	2.35%	USA
TJX COMPANIES INC	Consumer Discretionary	2.27%	USA



What was the proportion of sustainability-related investments?

● **What was the asset allocation?**





Asset allocation describes the share of investments in specific assets.

#1 Aligned with E/S characteristics includes the investments of the financial product used to attain the environmental or social characteristics promoted by the financial product.

#2 Other includes the remaining investments of the financial product which are neither aligned with the environmental or social characteristics, nor are qualified as sustainable investments.

The category **#1 Aligned with E/S characteristics** covers:

- The sub-category **#1A Sustainable** covers environmentally and socially sustainable investments.
- The sub-category **#1B Other E/S characteristics** covers investments aligned with the environmental or social characteristics that do not qualify as sustainable investments.

● **In which economic sectors were the investments made ?**

<i>Sector</i>	<i>% Assets</i>
<i>Information Technology</i>	<i>30.76%</i>
<i>Consumer Discretionary</i>	<i>14.77%</i>
<i>Financials</i>	<i>14.07%</i>
<i>Health Care</i>	<i>13.16%</i>
<i>Communication Services</i>	<i>9.40%</i>
<i>Industrials</i>	<i>6.40%</i>
<i>Consumer Staples</i>	<i>5.26%</i>

Energy	2.21%
Forex	0.14%
Cash	3.84%

Taxonomy-aligned activities are expressed as a share of:

- turnover** reflecting the share of revenue from green activities of investee companies
- capital expenditure (CapEx)** showing the green investments made by investee companies, e.g. for a transition to a green economy.
- **operational expenditure (OpEx)** reflecting green operational activities of investee companies.



To what extent were sustainable investments with an environmental objective aligned with the EU Taxonomy ?

The fund promotes both environmental and social characteristics. While the fund did not commit to making investments aligned with the EU Taxonomy, during the reporting period the fund invested 0.00% in sustainable investments aligned with the EU Taxonomy. These investments contributed to the climate change obligation or climate change mitigation objectives of the EU Taxonomy.

The alignment of investee companies with the above-mentioned EU Taxonomy objectives is measured using turnover (or revenues) and/or green bond use-of-proceeds data.

The reported alignment percentage of the investments of the fund with the EU Taxonomy has not been audited by the fund auditors or by any third party.

● **Did the financial product invest in fossil gas and/or nuclear energy related activities complying with the EU Taxonomy¹ ?**

Yes:

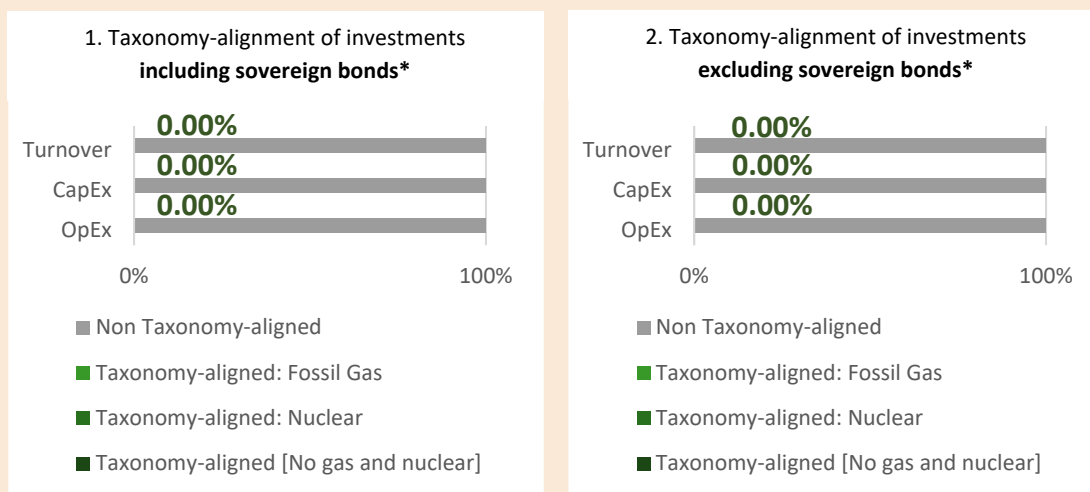
In fossil gas In nuclear energy

No

Reliable data regarding alignment with the EU Taxonomy fossil gas and nuclear energy was not available during the period.

¹Fossil gas and/or nuclear related activities will only comply with the EU Taxonomy where they contribute to limiting climate change ("climate change mitigation") and do no significant harm to any EU Taxonomy objective. The full criteria for fossil gas and nuclear energy economic activities that comply with the EU Taxonomy are laid down in Commission Delegated Regulation (EU) 2022/1214.

The graphs below show in green the percentage of investments that were aligned with the EU Taxonomy. As there is no appropriate methodology to determine the taxonomy-alignment of sovereign bonds*, the first graph shows the Taxonomy alignment in relation to all the investments of the financial product including sovereign bonds, while the second graph shows the Taxonomy alignment only in relation to the investments of the financial product other than sovereign bonds.



* For the purpose of these graphs, 'sovereign bonds' consist of all sovereign exposures

Enabling activities directly enable other activities to make a substantial contribution to an environmental objective.

Transitional activities are activities for which low-carbon alternatives are not yet available and among others have greenhouse gas emission levels corresponding to the best performance.

 are sustainable investments with an environmental objective that **do not take into account the criteria** for environmentally sustainable economic activities

● **What was the share of investments in transitional and enabling activities ?**

As of 30/06/2023, using turnover and/or green bond use-of-proceeds data as an indicator, the fund's share of investment in transitional activities was 0.00% and the share of investment in enabling activities was 0.00%. The reported alignment percentage of the investments of the fund with the EU Taxonomy has not been audited by the fund auditors or by any third party.

● **How did the percentage of investments that were aligned with the EU Taxonomy compare with previous reference periods ?**

In previous periods the regulation was not yet in force.

 **What was the share of sustainable investments with an environmental objective not aligned with the EU Taxonomy ?**

The share of sustainable investments with environmental objective not aligned to taxonomy was **22.77%** at the end of the period.

This is due to the fact that some issuers are considered sustainable investments under the SFDR Regulation but do have a portion of activities that are not aligned with EU taxonomy standards, or for which data is not yet available to perform an EU taxonomy assessment.

 **What was the share of socially sustainable investments ?**

under the EU Taxonomy.

This product did not commit to have social sustainable investments over the period.



What investments were included under “other”, what was their purpose and were there any minimum environmental or social safeguards ?

“#2 Other” includes cash and other instruments held for the purpose of liquidity and portfolio risk management. It may also include ESG unrated securities for which data needed for the measurement of attainment of environmental or social characteristics is not available.



What actions have been taken to meet the environmental and/or social characteristics during the reference period ?

Sustainability indicators are continuously made available in the portfolio management system allowing the portfolio managers to assess the impact of their investment decisions.

These indicators are embedded within AMUNDI’s control framework, with responsibilities spread between the first level of controls performed by the Investment teams themselves and the second level of controls performed by the Risk teams, who monitor compliance with environmental or social characteristics promoted by the fund on an ongoing basis.

Moreover, AMUNDI’s Responsible Investment Policy sets out an active approach to engagement that promotes dialogue with investee companies including those in the portfolio of this product. Our Annual Engagement Report, available on <https://about.amundi.com/esg-documentation>, provides detailed reporting on this engagement and its results



How did this financial product perform compared to the reference benchmark ?

This product does not have an ESG Benchmark.

- ***How does the reference benchmark differ from a broad market index ?***

This product does not have an ESG Benchmark

- ***How did this financial product perform with regard to the sustainability indicators to determine the alignment of the reference benchmark with the environmental or social characteristics promoted?***

This product does not have an ESG Benchmark.

- ***How did this financial product perform compared with the reference benchmark ?***

This product does not have an ESG Benchmark.

- ***How did this financial product perform compared with the broad market index ?***

This product does not have an ESG Benchmark.

Reference benchmarks are indexes to measure whether the financial product attains the environmental or social characteristics that they promote.