

Periodic disclosure for the financial products referred to in Article 8, paragraphs 1, 2 and 2a, of Regulation (EU) 2019/2088 and Article 6, first paragraph, of Regulation (EU) 2020/852

Product name: Xtrackers MSCI Europe Information Technology ESG Screened UCITS ETF
 Legal entity identifier: 549300KIYVPQAF3TNN13

Environmental and/or social characteristics

Did this financial product have a sustainable investment objective?

Yes

It made **sustainable investments with an environmental objective**: ___%

in economic activities that qualify as environmentally sustainable under the EU Taxonomy

in economic activities that do not qualify as environmentally sustainable under the EU Taxonomy

It made **sustainable investments with a social objective**: ___%

No

It **promoted Environmental/Social (E/S) characteristics** and while it did not have as its objective a sustainable investment, it had a proportion of 7.45% of sustainable investments (as at 31.12.2022)

with an environmental objective in economic activities that qualify as environmentally sustainable under the EU Taxonomy

with an environmental objective in economic activities that do not qualify as environmentally sustainable under the EU Taxonomy

with a social objective

It promoted E/S characteristics, but **did not make any sustainable investments**

Sustainable investment means an investment in an economic activity that contributes to an environmental or social objective, provided that the investment does not significantly harm any environmental or social objective and that the investee companies follow good governance practices.

The **EU Taxonomy** is a classification system laid down in Regulation (EU) 2020/852, establishing a list of **environmentally sustainable economic activities**. That Regulation does not lay down a list of socially sustainable economic activities. Sustainable investments with an environmental objective might be aligned with the Taxonomy or not.



To what extent were the environmental and/or social characteristics promoted by this financial product met?

The financial product promoted environmental and social characteristics and qualified as a financial product subject to Article 8(1) SFDR by tracking the MSCI Europe Information Technology ESG Screened 20-35 Select Index (the "Reference Index") which included environmental and/or social considerations. The financial product held a portfolio of equity securities that comprised all or a substantial number of the securities comprised in the Reference Index. The Reference Index selected companies from the MSCI Europe Information Technology Index (the "Parent Index") that met certain minimum

Environmental, Social and Governance ("ESG") standards, by excluding companies from the Parent Index which did not fulfil the following specific ESG criteria:

- Were unrated by MSCI ESG Research
- Were assigned an MSCI ESG Rating of CCC
- Had any involvement in controversial weapons
- Were classified by MSCI in their ESG Business Involvement Screening Research as breaching certain thresholds in controversial activities, including, but not limited to, tobacco, conventional weapons, nuclear weapons, civilian firearms, thermal coal, and oil sands extraction
- Had an MSCI ESG Controversies Score of 0 and/or failed to comply with the United Nations Global Compact principles

The Reference Index used company ratings and research provided by MSCI ESG Research. In particular, the following three components were utilised:

MSCI ESG Ratings

MSCI ESG Ratings provided research, data, analysis and ratings of how well companies manage environmental, social and governance risks and opportunities. MSCI ESG Ratings provided an overall company ESG rating.

MSCI ESG Controversies

MSCI ESG Controversies provided assessments of controversies concerning the negative environmental, social, and/or governance impact of company operations, products and services.

MSCI ESG Business Involvement Screening Research

MSCI ESG Business Involvement Screening Research (BISR) aimed to enable institutional investors to manage environmental, social and governance (ESG) standards and restrictions.

● How did the sustainability indicators perform?

Sustainability indicators measure how the environmental or social characteristics promoted by the financial product are attained.	Indicator	Description	Performance (as at 31.12.2022)
	Exposure to Very Severe Controversies	The percentage of the financial product's portfolio's market value exposed to companies facing one or more Very Severe controversies related to the environment, customers, human rights, labour rights and governance as determined by MSCI, including violation of the OECD Guidelines for Multinational Enterprises and the UN Guiding Principles on Business and Human Rights, or for which no data was available.	0.53%
	Exposure to Worst-in-Class issuers	The percentage of the financial product's portfolio's market value exposed to companies with a rating of	0.53%

	"CCC" as determined by MSCI, or for which no data was available.	
Controversial Weapons Involvement	The percentage of the financial product's portfolio's market value exposed to companies with ties to cluster munitions, landmines, biological / chemical weapons, depleted uranium weapons, blinding laser weapons, incendiary weapons, and/or non-detectable fragments as determined by MSCI, or for which no data was available.	0.53%
Tobacco involvement	The percentage of the financial product's portfolio's market value exposed to companies flagged for involvement in tobacco as determined by MSCI, and includes all tobacco producers as well as tobacco distributors, suppliers, and retailers with a combined revenue in these areas of more than, or equal to, 5%, or for which no data was available.	0.53%

● ***...and compared to previous periods?***

N/A

● ***What were the objectives of the sustainable investments that the financial product partially made and how did the sustainable investment contribute to such objectives?***

While the financial product did not have sustainable investment as its objective, it invested a minimum proportion of its assets in sustainable investments as defined by Article 2 (17) SFDR.

As at 31 December 2022 7.45% of the financial product's net assets were invested in sustainable economic activities that contribute to an environmental and/or social objective, in accordance with Article 2 (17) SFDR. Sustainable economic activities refer to the proportion of an issuer's economic activities that contribute to an environmental objective and/or a social objective, provided that such investments do not significantly harm any of those objectives and that the investee companies follow good governance practices.

● ***How did the sustainable investments that the financial product partially made not cause significant harm to any environmental or social sustainable investment objective?***

In accordance with Article 2 (17) SFDR, any such sustainable investments did not significantly harm any environmental or social objectives and such sustainable investment issuers followed good governance practices. Any investment that failed to meet the do no significant harm ("DNSH") thresholds were not considered towards the sustainable investment share of the financial product. Such DNSH thresholds included, but were not limited to:

- Involvement in harmful business activities;

- Violation of international norms or involvement in very severe controversies; and
- Violation of certain principal adverse indicator thresholds.

— — *How were the indicators for adverse impacts on sustainability factors taken into account?*

As part of the DNSH assessment under article 2(17) SFDR, the sustainable investment assessment integrated certain metrics related to principle adverse indicators and the Reference Index of the financial product included criteria to reduce exposure to or to exclude securities which were negatively aligned with the following principal adverse indicators:

- Exposure to companies active in the fossil fuel sector (no. 4);
- Violation of UN Global Compact principles and OECD Guidelines for multinational enterprises (no. 10); and
- Exposure to controversial weapons (no. 14).

— — *Were sustainable investments aligned with the OECD Guidelines for Multinational Enterprises and the UN Guiding Principles on Business and Human Rights?*

Any securities that violated the OECD Guidelines for Multinational Enterprises and the UN Guiding Principles on Business and Human Rights were excluded by the financial product’s Reference Index.

The EU Taxonomy sets out a “do not significant harm” principle by which Taxonomy-aligned investments should not significantly harm EU Taxonomy objectives and is accompanied by specific Union criteria.

The “do no significant harm” principle applies only to those investments underlying the financial product that take into account the Union criteria for environmentally sustainable economic activities. The investments underlying the remaining portion of this financial product do not take into account the Union criteria for environmentally sustainable economic activities.

Any other sustainable investments must also not significantly harm any environmental or social objectives.



Principal adverse impacts are the most significant negative impacts of investment decisions on sustainability factors relating to environmental, social and employee matters, respect for human rights, anti-corruption and anti-bribery matters.

How did this financial product consider principal adverse impacts on sustainability factors?

As part of the DNSH assessment under article 2(17) SFDR, the sustainable investment assessment integrated certain metrics related to principle adverse indicators and the Reference Index of the financial product included criteria to reduce exposure to or to exclude securities which were negatively aligned with the following principal adverse indicators:

- Exposure to companies active in the fossil fuel sector (no. 4);
- Violation of UN Global Compact principles and OECD Guidelines for multinational enterprises (no. 10); and
- Exposure to controversial weapons (no. 14).



The list includes the investments constituting the **greatest proportion of investments** of the financial product during the reference period which is: 01.01.2022 through 31.12.2022

What were the top investments of this financial product?

The table below summarises the average top fifteen investment of the financial product as at each quarter-end.

Largest investments	Sector	% Assets	Country
ASML HOLDING ORD	Information Technology	27.72%	Netherlands
SAP SE ORD	Information Technology	16.4%	Germany
INFINEON TECHNOLOGIES ORD	Information Technology	6.19%	Germany
ADYEN NV ORD	Information Technology	5.50%	Netherlands
CAPGEMINI ORD	Information Technology	5.04%	France
DASSAULT SYSTEMES ORD	Information Technology	4.47%	France
NOKIA ORD	Information Technology	4.44%	Finland
AMADEUS IT GROUP SA ORD	Information Technology	4.24%	Spain
STMICROELECTRONICS ORD	Information Technology	4.15%	Netherlands
HEXAGON ORD	Information Technology	3.68%	Sweden
TELEFONAKTIEBOLAGET LM ERICSSON ORD	Information Technology	3.52%	Sweden
ASM INTL ORD	Information Technology	2.18%	Netherlands
EDENRED ORD	Information Technology	2.14%	France
LOGITECH ORD	Information Technology	1.73%	Switzerland
HALMA PLC ORD	Information Technology	1.68%	United Kingdom



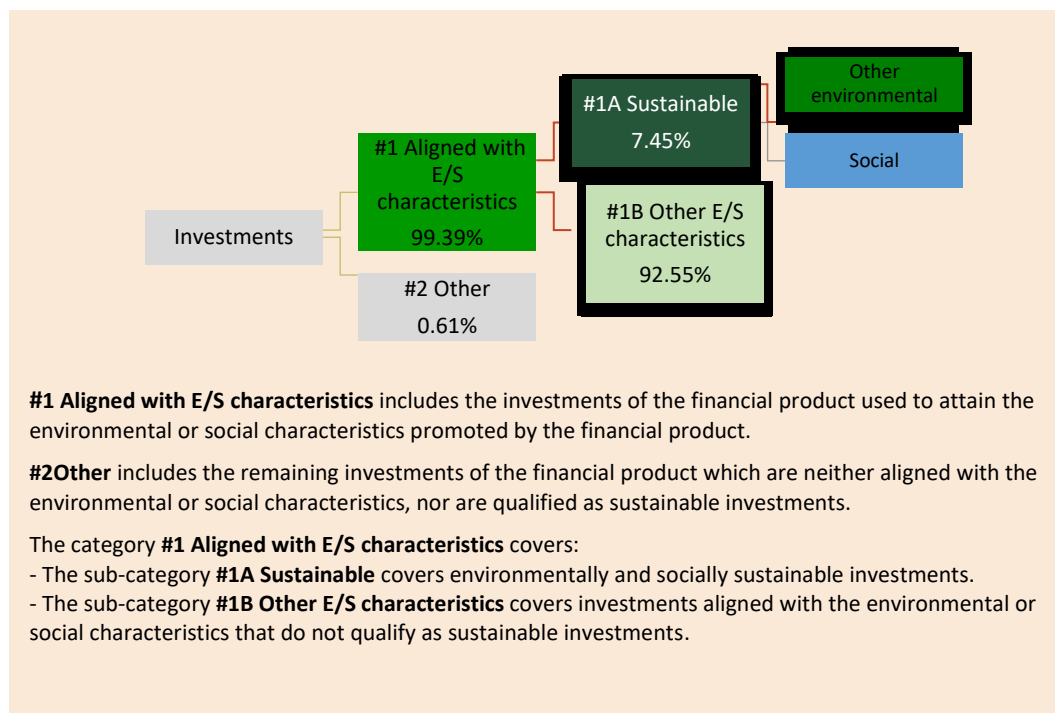
What was the proportion of sustainability-related investments?

● *What was the asset allocation?*

As at 31 December 2022, this financial product invested 99.39% of its net assets in investments that are aligned with the promoted environmental and social characteristics (#1 Aligned with E/S characteristics). Within this category, 7.45% of the financial product's assets qualified as sustainable investments (#1A Sustainable).

0.61% of the investments were not aligned with these characteristics (#2 Other).

Asset allocation describes the share of investments in specific assets.



Taxonomy-aligned activities are expressed as a share of:

- **turnover** reflects the “greenness” of investee companies today.
- **capital expenditure** (CapEx) shows the green investments made by investee companies, relevant for a transition to a green economy.
- **operational expenditure** (OpEx) reflects the green operational activities of investee companies.

● ***In which economic sectors were the investments made?***

The table below summarises the GICS sector investments of the financial product as at 31 December 2022.



Sector (GICS)	Financial Product’s Assets
Information Technology	99.92%
Other / Unmapped	0.08%
Financials	0.00%
Communication Services	0.00%
Consumer Discretionary	0.00%
Materials	0.00%
Consumer Staples	0.00%
Health Care	0.00%
Industrials	0.00%
Real Estate	0.00%
Utilities	0.00%
Energy	0.00%



To what extent were the sustainable investments with an environmental objective aligned with the EU Taxonomy?

N/A – Due to a lack of reliable data, there was no minimum proportion for sustainable investments with an environmental objective that were consistent with the EU Taxonomy. For this reason, the share of environmentally sustainable investments in accordance with Regulation (EU) 2020/852 (Taxonomy Regulation) is considered to be 0% of the financial product’s assets. It may, however, have been the case that some sustainable investments were nevertheless compliant with the environmental objective of the Taxonomy Regulation.

The graphs below show in green the percentage of investments that were aligned with the EU Taxonomy. As there is no appropriate methodology to determine the taxonomy-alignment of sovereign bonds, the first graph shows the Taxonomy alignment in relation to all the investments of the financial product including sovereign bonds, while the second graph shows the Taxonomy alignment only in relation to the investments of the financial product other than sovereign bonds.*



*For the purpose of these graphs, ‘sovereign bonds’ consist of all sovereign exposures

To comply with the EU Taxonomy, the criteria for **fossil gas** include limitations on emissions and switching to renewable power or low-carbon fuels by the end of 2035. For **nuclear energy**, the criteria include comprehensive safety and waster management rules.

Enabling activities directly enable other activities to make a substantial contribution to an environmental objective.

Transitional activities are activities for which low-carbon alternatives are not yet available and among others have greenhouse gas emission levels corresponding to the best performance.

● Did the financial product invest in fossil gas and/or nuclear energy related activities complying with the EU Taxonomy¹?

- Yes:
 - In fossil gas
 - In nuclear energy

No. However, there is a lack of reliable data in relation to fossil gas and/or nuclear energy related activities that comply with the EU Taxonomy. On this basis, although it is considered that no relevant investments were made, it is possible the financial product may have made some investments in fossil gas and/or nuclear energy related activities that comply with the EU Taxonomy.

¹ Fossil gas and/or nuclear related activities will only comply with the EU Taxonomy where they contribute to limiting climate change ("climate change mitigation") and do not significantly harm any EU Taxonomy objective - see explanatory note in the left hand margin. The full criteria for fossil gas and nuclear energy economic activities that comply with the EU Taxonomy are laid down in Commission Delegated Regulation (EU) 2022/1214.

● **What was the share of investments made in transitional and enabling activities?**

N/A – Due to a lack of reliable data, there was no minimum proportion for sustainable investments with an environmental objective that were consistent with the EU Taxonomy. For this reason, the share of investments in transitional and enabling activities in accordance with Regulation (EU) 2020/852 (Taxonomy Regulation) is considered to be 0% of the financial product’s assets. It may, however, have been the case that some sustainable investments were in transitional and enabling activities.

● **How did the percentage of investments that were aligned with the EU Taxonomy compare with previous reference periods?**

N/A



What was the share of sustainable investments with an environmental objective not aligned with the EU Taxonomy?

The financial product did not intend to make a minimum allocation to sustainable economic activities that contribute to an environmental objective. However, as at 31 December 2022 the share of environmentally and socially sustainable investments was 7.45% in total.



What was the share of socially sustainable investments?

The financial product did not intend to make a minimum allocation to sustainable economic activities that contribute to a social objective. However, as at 31 December 2022 the share of environmentally and socially sustainable investments was 7.45% in total.



What investments were included under “other”, what was their purpose and were there any minimum environmental or social safeguards?

The financial product predominantly promoted asset allocation in investments that were aligned with environmental and social characteristics (#1 Aligned with E/S characteristics).

Those investments included under “#2 Other” included secured/unsecured deposits (cash) as at 31 December 2022. It also included securities which have been recently downgraded by the relevant ESG data provider but could not be removed from the Reference Index until the next Reference Index rebalance and could therefore not be removed from the portfolio until that time.



What actions have been taken to meet the environmental and/or social characteristics during the reference period?

The Reference Index promoted environmental and social characteristics by excluding companies from the Parent Index which did not fulfil the specific ESG criteria outlined above, as of each Reference Index rebalance. In order to seek to achieve the investment objective, the financial product adopted a "Direct Investment Policy" which means that

are sustainable investments with an environmental objective that **do not take into account the criteria** for environmentally sustainable economic activities under Regulation (EU) 2020/852.

the financial product aimed to replicate the Reference Index by buying all or a substantial number of, the constituents of the Reference Index.

Active engagement with investee issuers, using proxy voting and engagement to drive change for the benefit of clients is a key part of DWS Group’s approach to sustainable investment. DWS applied an Engagement Policy and Corporate Governance & Proxy Voting Policy. For further information regarding the proxy voting activities of the financial product, please visit <https://funds.dws.com/en-lu/about-us/corporate-governance/>.



How did this financial product perform compared to the reference benchmark?

The financial product has designated the the MSCI Europe Information Technology ESG Screened 20-35 Select Index as the reference benchmark. Please see below for the performance comparison between the financial product and the reference benchmark.

- **How does the reference benchmark differ from a broad market index?**

The Reference Index is based on the Parent Index which is designed to reflect the performance of the shares of large and mid-cap securities across certain developed markets countries in Europe, which are classified in the information technology sector as per the Global Industry Classification Standard (GICS®). The Reference Index excludes companies from the Parent Index which do not fulfil the following specific ESG criteria:

- Are unrated by MSCI ESG Research
- Are assigned an MSCI ESG Rating of CCC
- Have any involvement in controversial weapons
- Are classified by MSCI in their ESG Business Involvement Screening Research as breaching certain thresholds in controversial activities, including, but not limited to, tobacco, conventional weapons, nuclear weapons, civilian firearms, thermal coal, and oil sands extraction
- Have an MSCI ESG Controversies Score of 0 and/or fail to comply with the United Nations Global Compact principles.

- **How did this financial product perform with regard to the sustainability indicators to determine the alignment of the reference benchmark with the environmental or social characteristics promoted?**

Indicators (as Described Above)	Performance of the financial product (as at 31.12.2022)	Performance of the benchmark (as at 31.12.2022)
Exposure to Very Severe Controversies	0.53%	0.53%
Exposure to Worst-in-Class issuers	0.53%	0.53%
Controversial Weapons Involvement	0.53%	0.53%
Tobacco involvement	0.53%	0.53%

Reference benchmarks are indexes to measure whether the financial product attains the environmental or social characteristics that they promote.

● *How did this financial product perform compared with the reference benchmark?*

	Financial product	Benchmark
Performance (during the period 01.01.2022 to 31.12.2022)	-28.82%	-28.78%

● *How did this financial product perform compared with the broad market index?*

	Financial product	Broad market index
Performance (during the period 01.01.2022 to 31.12.2022)	-28.82%	-28.66%